

RC832

Instruction Manual

Specification:

1. Technical specification

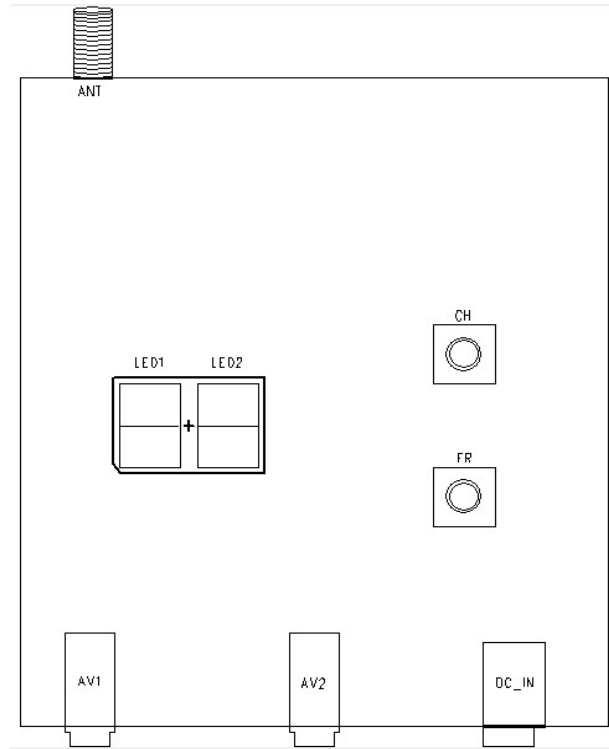
| | | |
|---|--------------------------------|--------------------------|
| RC832 5.8G Wireless receiver | Sensitivity | ≤-90dBm |
| | Working Frequency | ISM 5.8GHz |
| | Available Channel | 32CH |
| | Power supply | DC 12V |
| | Consumption Current | 200mA, Max. |
| | Antenna Input Impedance | 50ohm Typ. |
| | Antenna Connector | SMA |
| | Antenna Gain | 2dBi |
| | Video Output Level | 1.0Vp-p Typ, 75Ω |
| | Audio Output Level | 1.0Vp-p Typ, 10KΩ |
| | Audio Carrier | 6.5MHz |
| | Type Standard | NTSC/PAL |
| | Dimension (L x W x H) | 80x65x15 mm |
| | Weight | 85 g |

2. Features:

- **32 channels:** Cover A, B, E bands and F band (Airwave band), 4 bands and all frequencies compatible;
- **Two switching buttons:** CH button for frequencies channels switching, FR button for frequencies bands switching;
- **Two digital display:** one for CH and the other for FR, real-time positioning which frequency band and which channel received;
- **Power off memory:** Replay the very last frequency band and channel
- **Independent video and audio signal outputs**

3. Operation Instructions:

A. Pin Description:



B. Application example



C. Channel and Digital tube display

Power on, press the “CH” button to change channel, “CH” digital display will change synchronously, “CH” digital display changes cyclically from 1 to 8.

D. Frequent and Digital tube display

Power on, press the “FR” button to change frequency band, “FR” digital display will change synchronously, “FR” digital display changes cyclically from 1 to 4.

FR1 for A band, FR2 for B band, FR3 for E band, FR4 for F band(Airwave band).

E. Frequency and channel frequency table:

| FR \ CH | | CH | | | | | | | |
|---------|------------|-------|-------|-------|-------|-------|-------|-------|-------|
| | | CH1 | CH2 | CH3 | CH4 | CH5 | CH6 | CH7 | CH8 |
| FR | FR1 or (A) | 5865M | 5845M | 5825M | 5805M | 5785M | 5765M | 5745M | 5725M |
| | FR2 or (B) | 5733M | 5752M | 5771M | 5790M | 5809M | 5828M | 5847M | 5866M |
| | FR3 or (E) | 5705M | 5685M | 5665M | 5645M | 5885M | 5905M | 5925M | 5945M |
| | FR4 or (F) | 5740M | 5760M | 5780M | 5800M | 5820M | 5840M | 5860M | 5880M |

4. Standard Accessories:

- SMA Standard Type Dipole Antenna *2
- AV Output Cable *1
- Power cable for RC832 *1
- Power cable for TS832 *1
- User Manual *1

NOTICE:

Please connect every part according to the instruction, please don't take down and refit this product.

PRODUCT SPECIFICATION

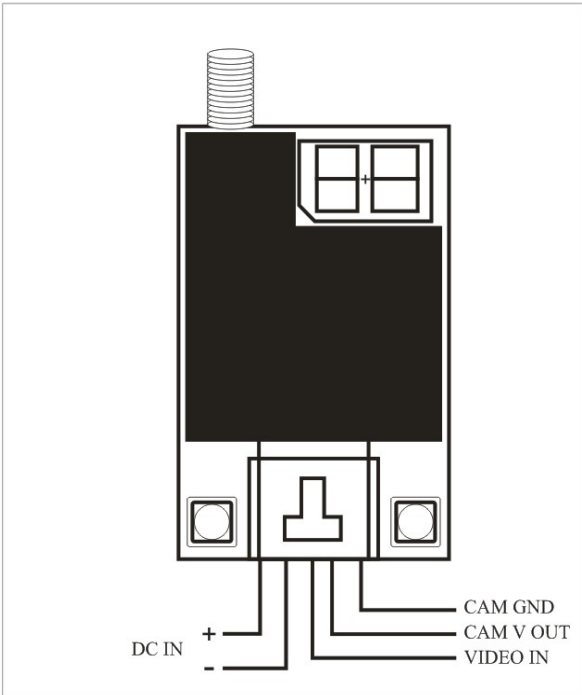
| | | | | | | |
|---|-------------------------|--------------------------|----------------------|-------------|-------------|--------------|
| MODEL: TS832 | | | | | | |
| 5.8G 600mW 32 Channels AV Transmitter Module | | | | | | |
| | Modulate | | Wideband FM Modulate | | | |
| | Video Format | | NTSC/PAL | | | |
| | Characteristics | | Value | | | Units |
| | | | Min. | Typ. | Max. | |
| 1 | Output Impedance | | --- | 50 | --- | Ohm |
| 2 | Output Power | | 27 | 27.5 | 28 | dBm |
| 3 | Frequency range | Channel Frequency | | | | |
| | FR1 or (A) | CH1 | --- | 5865 | --- | MHz |
| | | CH2 | --- | 5845 | --- | MHz |
| | | CH3 | --- | 5825 | --- | MHz |
| | | CH4 | --- | 5805 | --- | MHz |
| | | CH5 | --- | 5785 | --- | MHz |
| | | CH6 | --- | 5765 | --- | MHz |
| | | CH7 | --- | 5745 | --- | MHz |
| | | CH8 | --- | 5725 | --- | MHz |
| | FR2 or (B) | CH1 | --- | 5733 | --- | MHz |
| | | CH2 | --- | 5752 | --- | MHz |
| | | CH3 | --- | 5771 | --- | MHz |
| | | CH4 | --- | 5790 | --- | MHz |
| | | CH5 | --- | 5809 | --- | MHz |
| | | CH6 | --- | 5828 | --- | MHz |
| | | CH7 | --- | 5847 | --- | MHz |
| | | CH8 | --- | 5866 | --- | MHz |

| | | | | | | |
|-----------|--------------------------------|----------------------|-----|------|------|-----|
| 3 | FR3 or (E) | CH1 | --- | 5707 | --- | MHz |
| | | CH2 | --- | 5685 | --- | MHz |
| | | CH3 | --- | 5665 | --- | MHz |
| | | CH4 | --- | 5645 | --- | MHz |
| | | CH5 | --- | 5885 | --- | MHz |
| | | CH6 | --- | 5905 | --- | MHz |
| | | CH7 | --- | 5925 | --- | MHz |
| | | CH8 | --- | 5945 | --- | MHz |
| | FR4 or (F) | CH1 | --- | 5740 | --- | MHz |
| | | CH2 | --- | 5760 | --- | MHz |
| | | CH3 | --- | 5780 | --- | MHz |
| | | CH4 | --- | 5800 | --- | MHz |
| | | CH5 | --- | 5820 | --- | MHz |
| | | CH6 | --- | 5840 | --- | MHz |
| | | CH7 | --- | 5860 | --- | MHz |
| | | CH8 | --- | 5880 | --- | MHz |
| 4 | Operating Voltage | 7.0 | 12 | 16 | V | |
| 5 | Supply current | --- | 220 | --- | mA | |
| 6 | Operating Temperature | -10 | --- | +85 | °C | |
| 7 | Video Band Width | 0 | --- | 8.0 | MHz | |
| 8 | Audio carrier Frequency | --- | 6.5 | --- | MHz | |
| 9 | Video Input Level | 0.8 | 1.0 | 1.2 | Vp-p | |
| 10 | Video Input Impedance | --- | 75 | --- | Ohm | |
| 11 | Audio Input Level | 0.5 | --- | 2.0 | Vp-p | |
| 12 | Audio Input Impedance | --- | 10K | --- | Ohm | |
| 13 | Weight | --- | 22 | --- | g | |
| 14 | Antenna Connector | SMA Connector | | | | |
| 15 | Dimensions (L x W x H) | 54x32x10mm | | | | |

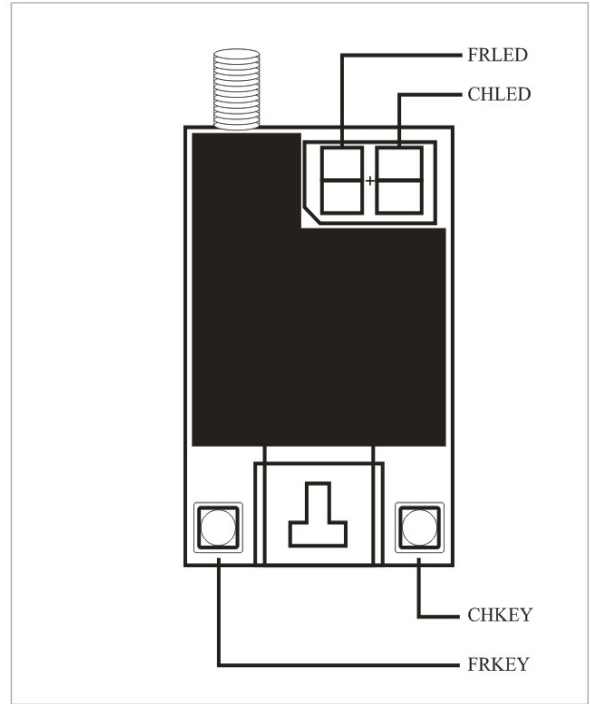
Picture



Connect:



Channel Switch



Frequency and channel frequency table

| FR \ CH | | CH | | | | | | | |
|---------|-----|-------|-------|-------|-------|-------|-------|-------|-------|
| | | CH1 | CH2 | CH3 | CH4 | CH5 | CH6 | CH7 | CH8 |
| FR | FR1 | 5865M | 5845M | 5825M | 5805M | 5785M | 5765M | 5745M | 5725M |
| | FR2 | 5733M | 5752M | 5771M | 5790M | 5809M | 5828M | 5847M | 5866M |
| | FR3 | 5705M | 5685M | 5665M | 5645M | 5885M | 5905M | 5925M | 5945M |
| | FR4 | 5740M | 5760M | 5780M | 5800M | 5820M | 5840M | 5860M | 5880M |

Application examples

